

STANDARD EQUIPMENT

2 YEAR LIMITED WARRANTY
 Epoxy Primer & Polyurethane Black Paint, 1/8" Steel Treadplate Floor,
 Headache Rack w/ 1 1/4" Square Louvers & LED Lights, Corrosion Resistant,
 30K Mounting Plate w/ 2-5/16" Ball & Flush Mount Lid, Tapered Rear w/ Step,
 5" Structural Channel Long Sills & 2 1/2" Crossmembers, Dual Tag Lights
 Inboard Stake Pockets & 6" Fold Down Sides w/ Multiple Tie Locations,
 2" Tie Rail w/ Stake Pockets & Rope Ties,
 Tapered Front on 96" Wide Dual Wheel Beds, Supersize Storage Compartments,
 Toolboxes Have Weather-Resistant EPDM Closed-Cell Foam Seal,
 Toolboxes & Skirting Made of .125 Thick Aluminum,
 25K Rated 2 1/2" Receiver Tube (2" Adapter Included),
 Board Holders Across Front & Rear of Bed ,
 LED Clearance & Side Marker Lights, LED Lights (6) Stop, Turn & Tail, & (4) Back-up,
 Sealed Wiring Harness W/ Plug-in Connections, 7 Wire Socket,
 Factory Installed Filler Neck Mounting Bracket w/ Fuel Fill Knockout,
 Ready to Accept Hillsboro B&W Conversion Kit / Allows for Use of B&W Companion



SINGLE WHEEL TRUCK

ITEM			WEIGHT(LBS)	REF#	LIST PRICE
78310	STA5-80-86-38-40-40 F/G	FRAME- 38" C/A- 40" HR- 40" FORD	1010	HY240FG25	\$ 5,487
78311	STA5-80-86-42-37-36.5 F/G	FRAME- 42" C/A- 37" HR- 36.5" RAM	1010	HY240FG25	\$ 5,487
78312	STA5-80-86-42-42-36.5 F/G	FRAME- 42" C/A- 42" HR- 36.5" GM	1010	HY240FG25	\$ 5,487
78313	STA5-80-102-38-56-40 F/G	FRAME- 38" C/A-56" HR- 40" FORD	1140	HY050FG44	\$ 6,551
78335	STA5-80-102-42-ra-36.5 F/G	FRAME- 42" C/A- 58" HR- 36.5" FORD/RAM	1130	HY050FG44	\$ 6,551
78314	STA5-80-102-42-56-36.5 F/G	FRAME- 42" C/A- 56" HR- 36.5" GM	1130	HY050FG44	\$ 6,551
78317	STA5-80-102-38-56-36.5 F/G	FRAME-38" C/A-56" HR- 36.5" <2003 RAM	1130	HY050FG44	\$ 6,551
78315	STA5-80-112-34-60-40 F/G	FRAME- 34" C/A- 60" HR- 40" FORD/RAM	1190	HY150FG77	\$ 6,723
78316	STA5-80-112-34-60-36.5 F/G	FRAME- 34" C/A- 60" HR- 36.5" GM	1180	HY150FG77	\$ 6,723

DUAL WHEEL TRUCK

ITEM			WEIGHT(LBS)	REF#	LIST PRICE
78323	STA5-90-112-34-60-40 F/G	FRAME- 34" C/A- 60" HR- 40" >2007 GM	1230	HY650FG72	\$ 7,366
78325	STA5-90-136-34-84-40 F/G	FRAME- 34" C/A- 84" HR- 40" >2007 GM	1360	HY360FG51	\$ 8,248
78329	STA5-96-102-38-56-36.5 F/G	FRAME- 38" C/A- 56" HR- 36.5" <2003 RAM	1200	HY250FG89	\$ 6,869
78330	STA5-96-102-38-56-40 F/G	FRAME- 38" C/A- 56" HR- 40" FORD	1210	HY250FG89	\$ 6,869
78336	STA5-96-102-42-ra-36.5 F/G	FRAME- 42" C/A- 58" HR- 36.5" FORD/RAM	1210	HY250FG89	\$ 6,869
78331	STA5-96-102-42-56-36.5 F/G	FRAME- 42" C/A- 56" HR- 36.5" GM	1210	HY250FG89	\$ 6,869
78332	STA5-96-112-34-60-40 F/G	FRAME- 34" C/A- 60" HR- 40" FORD/GM/RAM	1270	HY450FG79	\$ 7,116
78334	STA5-96-136-34-84-40 F/G	FRAME- 34" C/A- 84" HR- 40" FORD/GM/RAM	1440	HY360FG51	\$ 8,248

TOOL BOX DIMENSIONS

Bed Part #	Bed Size	Front Box	Middle box	Rear Box
78310/11/12	80x86	x	x	18"x16.75"x10.62"
78313/35/14	80x102	30"x18.75"x10.62"	x	18"x16.75"x10.62"
78315/16	80x112	34"x18.75"x10.62"	x	26"x16.75"x10.62"
78330/36/31	96x102	*31.25"x18.75"x16.25"	x	18"x16.75"x16.25"
78332	96x112	*35.25"x18.75"x16.25"	x	26"x16.75"x16.25"
78334	96x136	*35.25"x18.75"x16.25"	24"x18.75"x16.25"	26"x16.75"x16.25"

Interior toolbox dimensions are available upon request

SPECIAL NOTES

* Toolboxes are tapered at front. Sizes are given LengthxHeightxDPTH

STA SERIES ACCESSORIES AND OPTIONS (Not Installed)

OPTIONS (Installed)		REF#	LIST PRICE
X7008	STL 46" HEADACHE RACK, ILOS	ST300ES11	\$ 404
X7007	STL 52" HEADACHE RACK, ILOS	ST400ES27	\$ 555
X7003	DELETE MNTG PLATE & LID	Requires Stake Pockets and Tie Rails	ST000ES00 \$ -
X7002	DELETE STAKE POCKET & TIE RAIL	Requires Mounting Plate and Lid	ST000ES00 \$ -

MUDFLAPS		REF#	LIST PRICE
233884	MUD FLAP -.375X12X12 W/ HILLSBORO	(\$38 Each \$76 Per Pair)	MI000TS29 \$ 38
233885	MUD FLAP -.375X24X12 W/ HILLSBORO	(\$44 Each \$88 Per Pair)	MI000TS34 \$ 44

PRINTS

BED PN	BED WIDTH	BED LENGTH	CAB AXLE	DIM C	DIM B	FRAME WIDTH	TOOLBOX OPENINGS		BED STORAGE VOLUME, CU-FT
							FRONT W X H, IN	REAR W X H, IN	
78310	80"	86"	40"	37"	40"	37 5/8"	NA	12 X 10 3/4	3.4
78311	80"	86"	37"	34"	36 1/2"	42"	NA	12 X 10 3/4	3.4
78312	80"	86"	42"	39"	36 1/2"	42"	NA	12 X 10 3/4	3.4
78313	80"	102"	56"	53"	40"	37 5/8"	24 X 12 3/4	12 X 10 3/4	9.8
78335	80"	102"	58"	55"	36 1/2"	42"	24 X 12 3/4	12 X 10 3/4	9.8
78314	80"	102"	56"	53"	36 1/2"	42"	24 X 12 3/4	12 X 10 3/4	9.8
78317	80"	102"	56"	53"	36 1/2"	38"	24 X 12 3/4	12 X 10 3/4	9.8
78315	80"	112"	60"	57"	40"	34"	28 X 12 3/4	20 X 10 3/4	12.2
78316	80"	112"	60"	57"	36 1/2"	34"	28 X 12 3/4	20 X 10 3/4	12.2
78323	90"	112"	60"	57"	40"	34"	28 X 12 3/4	20 X 10 3/4	18.4
78325	90"	136"	84"	81"	40"	34"	18 X 12 3/4 (X2)	20 X 10 3/4	26.3
78329	96"	102"	56"	53"	36 1/2"	38"	14 X 12 3/4	12 X 10 3/4	14.7
78330	96"	102"	56"	53"	40"	38"	14 X 12 3/4	12 X 10 3/4	14.7
78336	96"	102"	58"	55"	36 1/2"	42"	14 X 12 3/4	12 X 10 3/4	14.7
78331	96"	102"	56"	53"	36 1/2"	42"	14 X 12 3/4	12 X 10 3/4	14.7
78332	96"	112"	60"	57"	40"	34"	18 X 12 3/4	20 X 10 3/4	18.4
78334	96"	136"	84"	81"	40"	34"	18 X 12 3/4 (X2)	20 X 10 3/4	26.3

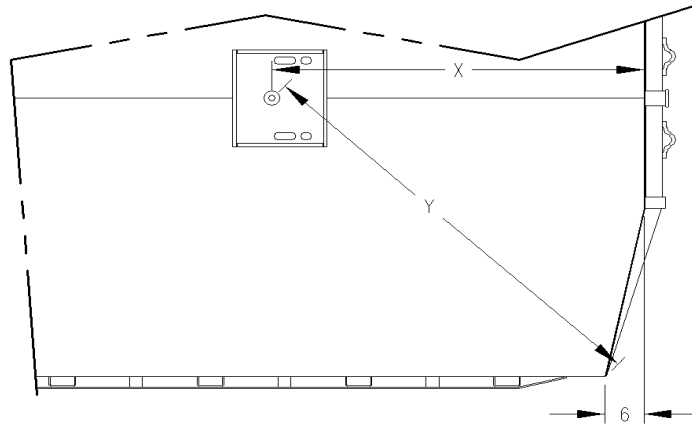
TITLE: STA500 SIDE VIEW

DWG NO. ?????	REV A	DATE 9-3-19	DRAWN BY TNK	SCALE 1/24	PAGE
---------------	-------	-------------	--------------	------------	------

Hillsboro Industries
220 Industrial Road
Hillsboro, KS 67063

1-800-835-0209
hi@hillsboroindustries.com
www.hillsboroindustries.com

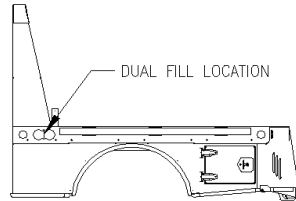
← FORWARD



STA 500 TRUCK BED				
BED LENGTH	DIM Y			DIM X
	80" W	90" W	96" W	
86"	61 3/4"			53"
102"	61 3/4"		67 1/4"	53"
112"	65 3/8"	68 5/8"	70 5/8"	57 3/4"
136"		68 5/8"	70 5/8"	57 3/4"

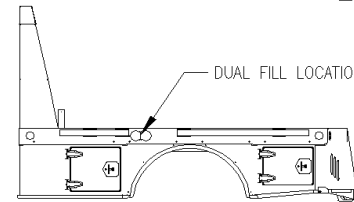
TITLE						Hillsboro Industries 220 Industrial Road Hillsboro, KS 67063	1-800-835-0209 hi@hillsboroindustries.com www.hillsboroindustries.com
STA500 TRUCK BED BALL DIMENSIONS							
DWG NO.	REV	DATE	DRAWN BY	SCALE	PAGE		
?????	A	9-3-19	TNK	1/20			

86"L BEDS
 6.5' OEM BOX REMOVAL
 MIDSHIP FUEL
 MIDSHIP DEF (SOME)

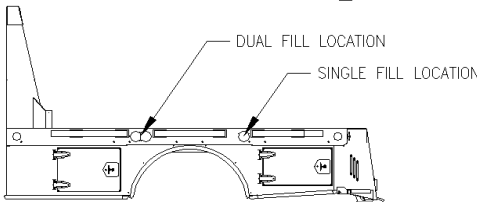


ALL FILL LOCATIONS INCLUDE
 3-TAB KNOCK-OUT IN BED
 SIDE AND MOUNT BRACKET
 BEHIND THAT ACCEPTS FUEL
 AND/OR DEF FILLER NECK.

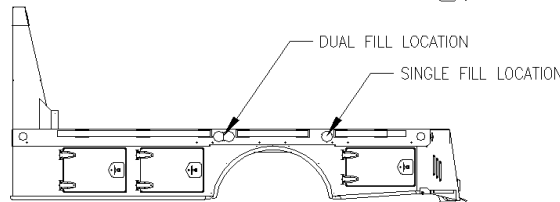
102"L BEDS
 8' OEM BOX REMOVAL
 MIDSHIP FUEL
 MIDSHIP DEF (SOME)



112"L BEDS
 60" CA CAB-CHASSIS
 AFT AXLE FUEL TANK (STD)
 MIDSHIP FUEL (OPT)
 MIDSHIP DEF (SOME)



136"L BEDS
 84" CA CAB-CHASSIS
 AFT AXLE FUEL TANK (STD)
 MIDSHIP FUEL (OPT)
 MIDSHIP DEF (SOME)



TITLE						Hillsboro Industries 220 Industrial Road Hillsboro, KS 67063	1-800-835-0209 hi@hillsboroindustries.com www.hillsboroindustries.com
STA500 FUEL FILL LOCATIONS							
DWG NO.	REV	DATE	DRAWN BY	SCALE	PAGE		
?????	A	10-21-19	TNK	1/40			