

STANDARD EQUIPMENT

2 YEAR LIMITED WARRANTY
 Epoxy Primer & Polyurethane Black Paint, 1/8" Steel Treadplate Floor,
 Headache Rack w/ 1 1/4" Square Louvers & LED Lights, Corrosion Resistant,
 30K Mounting Plate w/ 2-5/16" Ball & Flush Mount Lid, Tapered Rear w/ Step,
 5" Structural Channel Long Sills & 2 1/2" Crossmembers, Dual Tag Lights
 Inboard Stake Pockets & 6" Fold Down Sides w/ Multiple Tie Locations,
 Sides Have Greaseable Hinges, Slam Latch & Rubber Bump Stop,
 Tapered Front on 96" Wide Dual Wheel Beds, Supersize Storage Compartments,
 Toolboxes Have Weather-Resistant EPDM Closed-Cell Foam Seal,
 Toolboxes & Skirting Made of .125 Thick Aluminum,
 25K Rated 2 1/2" Receiver Tube (2" Adapter Included),
 Board Holders Across Front & Rear of Bed,
 LED Clearance & Side Marker Lights, LED Lights (6) Stop, Turn & Tail, & (4) Back-up,
 Sealed Wiring Harness w/ Plug-in Connections, 7 Wire Socket,
 Factory Installed Filler Neck Mounting Bracket w/ Fuel Fill Knockout,
 Ready to Accept Hillsboro B&W Conversion Kit / Allows for Use of B&W Companion



SINGLE WHEEL TRUCK

ITEM			WEIGHT(LBS)	REF#	LIST PRICE
78010	STA1-80-86-38-40-40 F/G	FRAME- 38" C/A- 40" HR-40" FORD	1050	HY340FG84	\$ 5,694
78011	STA1-80-86-42-37-36.5 F/G	FRAME- 42" C/A- 37" HR- 36.5" RAM	1050	HY340FG84	\$ 5,694
78012	STA1-80-86-42-42-36.5 F/G	FRAME- 42" C/A- 42" HR- 36.5" GM	1050	HY340FG84	\$ 5,694
78013	STA1-80-102-38-56-40 F/G	FRAME- 38" C/A- 56" HR- 40" FORD	1190	HY250FG22	\$ 6,782
78035	STA1-80-102-42-ra-36.5 F/G	FRAME- 42" C/A- 58" HR- 36.5" FORD/RAM	1190	HY250FG22	\$ 6,782
78014	STA1-80-102-42-56-36.5 F/G	FRAME- 42" C/A- 56" HR- 36.5 GM	1190	HY250FG22	\$ 6,782
78017	STA1-80-102-38-56-36.5 F/G	FRAME- 38" C/A- 56" HR- 36.5" <2003 RAM	1180	HY250FG22	\$ 6,782
78015	STA1-80-112-34-60-40 F/G	FRAME- 34" C/A- 60" HR- 40" FORD/RAM	1250	HY350FG63	\$ 6,965
78016	STA1-80-112-34-60-36.5 F/G	FRAME- 34" C/A- 60" HR- 36.5" GM	1240	HY350FG63	\$ 6,965

DUAL WHEEL TRUCK

ITEM			WEIGHT(LBS)	REF#	LIST PRICE
78023	STA1-90-112-34-60-40 F/G	FRAME- 34" C/A- 60" HR- 40" >2007 GM	1290	HY650FG72	\$ 7,366
78025	STA1-90-136-34-84-40 F/G	FRAME- 34" C/A-84" HR- 40" >2007 GM	1460	HY560FG50	\$ 8,506
78029	STA1-96-102-38-56-36.5 F/G	FRAME- 38" C/A- 56" HR- 36.5 <2003 RAM	1250	HY450FG70	\$ 7,104
78030	STA1-96-102-38-56-40 F/G	FRAME- 38" C/A- 56" HR- 40" FORD	1260	HY450FG70	\$ 7,104
78036	STA1-96-102-42-ra-36.5 F/G	FRAME- 42" C/A- 58" HR- 36.5" FORD/RAM	1250	HY450FG70	\$ 7,104
78031	STA1-96-102-42-56-36.5 F/G	FRAME- 42" C/A-56" HR- 36.5" GM	1250	HY450FG70	\$ 7,104
78032	STA1-96-112-34-60-40 F/G	FRAME- 34" C/A- 60" HR- 40" FORD/GM/RAM	1330	HY650FG72	\$ 7,366
78034	STA1-96-136-34-84-40 F/G	FRAME- 34" C/A- 84" HR- 40" FORD/GM/RAM	1510	HY560FG50	\$ 8,506

TOOL BOX DIMENSIONS

Bed Part #	Bed Size	Front Box	Middle box	Rear Box
78101/11/12	80x86	x	x	18"x16.75"x10.62"
78013/35/14	80x102	30"x18.75"x10.62"	x	18"x16.75"x10.62"
78015/16	80x112	34"x18.75"x10.62"	x	26"x16.75"x10.62"
78030/36/31	96x102	*31.25"x18.75"x16.25"	x	18"x16.75"x16.25"
78032	96x112	*35.25"x18.75"x16.25"	x	26"x16.75"x16.25"
78034	96x136	*35.25"x18.75"x16.25"	24"x18.75"x16.25"	26"x16.75"x16.25"

Interior toolbox dimensions are available upon request

SPECIAL NOTES

* Toolboxes are tapered at front. Sizes are given LengthxHeightxDensity

STA1 SERIES ACCESSORIES AND OPTIONS (Not Installed)

OPTIONS (Installed)		REF#	LIST PRICE
X7008	STL 46" HEADACHE RACK, ILOS	ST300ES11	\$ 404
X7007	STL 52" HEADACHE RACK, ILOS	ST400ES27	\$ 555

MUDFLAPS		REF#	LIST PRICE
233884	MUD FLAP -.375X12X12 W/ HILLSBORO (\$38 Each \$76 Per Pair)	MI000TS29	\$ 38
233885	MUD FLAP -.375X24X12 W/ HILLSBORO (\$44 Each \$88 Per Pair)	MI000TS34	\$ 44

PRINTS

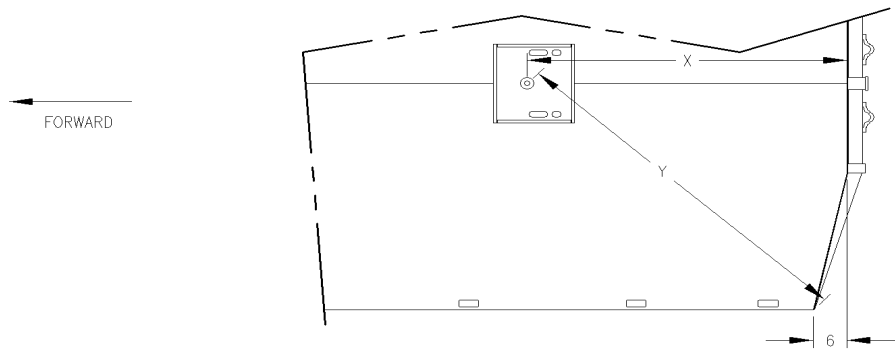
BED PN	BED WIDTH	BED LENGTH	CAB AXLE	DIM C	DIM B	FRAME WIDTH	TOOLBOX OPENINGS		BED STORAGE VOLUME, CU-FT
							FRONT W X H, IN	REAR W X H, IN	
78010	80"	86"	40"	37"	40"	37 5/8"	NA	12 X 10 3/4	3.4
78011	80"	86"	37"	34"	36 1/2"	42"	NA	12 X 10 3/4	3.4
78012	80"	86"	42"	39"	36 1/2"	42"	NA	12 X 10 3/4	3.4
78013	80"	102"	56"	53"	40"	37 5/8"	24 X 12 3/4	12 X 10 3/4	9.8
78035	80"	102"	58"	55"	36 1/2"	42"	24 X 12 3/4	12 X 10 3/4	9.8
78014	80"	102"	56"	53"	36 1/2"	42"	24 X 12 3/4	12 X 10 3/4	9.8
78017	80"	102"	56"	53"	36 1/2"	38"	24 X 12 3/4	12 X 10 3/4	9.8
78015	80"	112"	60"	57"	40"	34"	28 X 12 3/4	20 X 10 3/4	12.2
78016	80"	112"	60"	57"	36 1/2"	34"	28 X 12 3/4	20 X 10 3/4	12.2
78023	90"	112"	60"	57"	40"	34"	28 X 12 3/4	20 X 10 3/4	18.4
78025	90"	136"	84"	81"	40"	34"	18 X 12 3/4 (X2)	20 X 10 3/4	26.3
78029	96"	102"	56"	53"	36 1/2"	38"	14 X 12 3/4	12 X 10 3/4	14.7
78030	96"	102"	56"	53"	40"	38"	14 X 12 3/4	12 X 10 3/4	14.7
78036	96"	102"	58"	55"	36 1/2"	42"	14 X 12 3/4	12 X 10 3/4	14.7
78031	96"	102"	56"	53"	36 1/2"	42"	14 X 12 3/4	12 X 10 3/4	14.7
78032	96"	112"	60"	57"	40"	34"	18 X 12 3/4	20 X 10 3/4	18.4
78034	96"	136"	84"	81"	40"	34"	18 X 12 3/4 (X2)	20 X 10 3/4	26.3

TITLE: STA1000 SIDE VIEW

DWG NO. ?????	REV A	DATE 9-3-19	DRAWN BY TNK	SCALE 1/24	PAGE
---------------	-------	-------------	--------------	------------	------

Hillsboro Industries
220 Industrial Road
Hillsboro, KS 67063

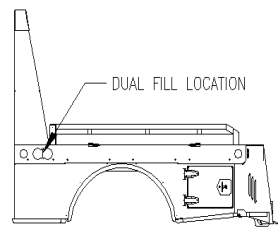
1-800-835-0209
hi@hillsboroindustries.com
www.hillsboroindustries.com



STA 1000 TRUCK BED				
BED LENGTH	DIM Y			DIM X
	80" W	90" W	96" W	
86"	61 3/4"		67 1/4"	53"
102"	61 3/4"			53"
112"	65 3/8"	68 5/8"	70 5/8"	57 3/4"
136"		68 5/8"	70 5/8"	57 3/4"

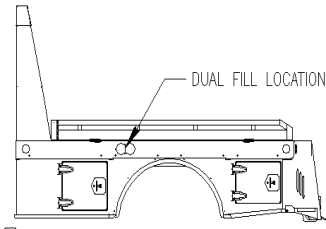
TITLE						Hillsboro Industries 220 Industrial Road Hillsboro, KS 67063		1-800-835-0209 hi@hillsboroindustries.com www.hillsboroindustries.com	
STA1000 TRUCK BED BALL DIMENSIONS									
DWG NO.	REV	DATE	DRAWN BY	SCALE	PAGE				
?????	A	9-3-19	TNK	1/20					

86"L BEDS
 6.5' OEM BOX REMOVAL
 MIDSHIP FUEL
 MIDSHIP DEF (SOME)

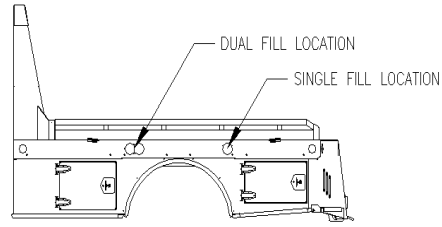


ALL FILL LOCATIONS INCLUDE
 3-TAB KNOCK-OUT IN BED
 SIDE AND MOUNT BRACKET
 BEHIND THAT ACCEPTS FUEL
 AND/OR DEF FILLER NECK.

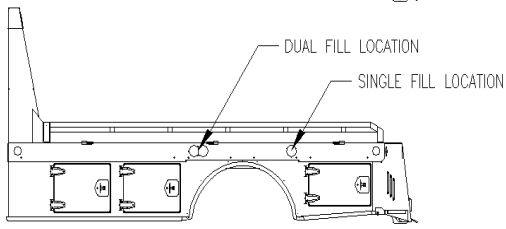
102"L BEDS
 8' OEM BOX REMOVAL
 MIDSHIP FUEL
 MIDSHIP DEF (SOME)



112"L BEDS
 60" CA CAB-CHASSIS
 AFT AXLE FUEL TANK (STD)
 MIDSHIP FUEL (OPT)
 MIDSHIP DEF (SOME)



136"L BEDS
 84" CA CAB-CHASSIS
 AFT AXLE FUEL TANK (STD)
 MIDSHIP FUEL (OPT)
 MIDSHIP DEF (SOME)



TITLE						Hillsboro Industries 220 Industrial Road Hillsboro, KS 67063		1-800-835-0209 hi@hillsboroindustries.com www.hillsboroindustries.com	
STA1000 FUEL FILL LOCATIONS									
DWG NO.	REV	DATE	DRAWN BY	SCALE	PAGE				
?????	A	10-21-19	TNK	1/40					